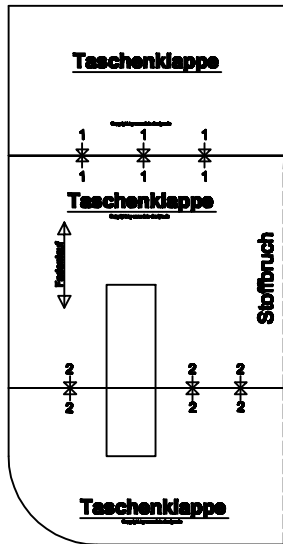


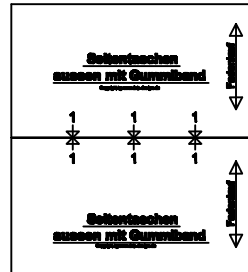
# Wickeltasche Mariechen

Das E-Book und das DIY Tutorial für dieses Schnittmuster findest Du unter:

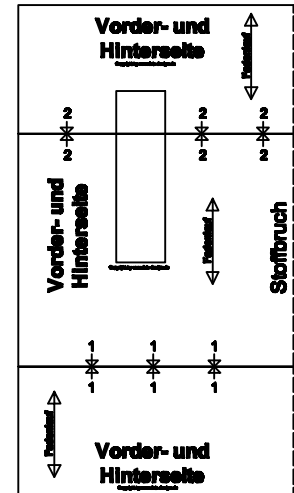
[www.dots-designs.de/wickeltasche-naehen](http://www.dots-designs.de/wickeltasche-naehen)



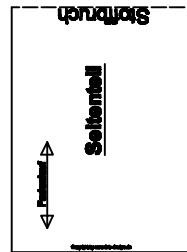
"Taschenklappe"



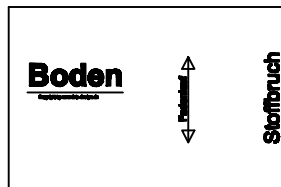
"Seitentaschen aussen mit Gummiband"



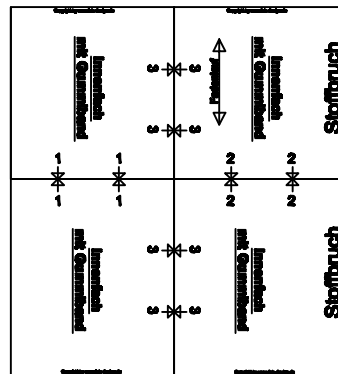
"Vorder- und Hinterseite"



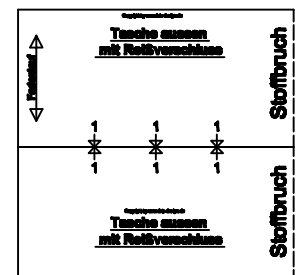
"Seitenteil"



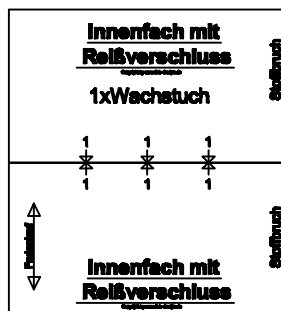
"Boden"



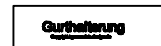
"Innenfach mit Gummiband"



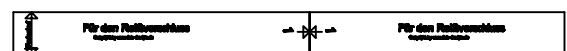
"Tasche aussen mit Reißverschluss"



"Innenfach mit Reißverschluss"

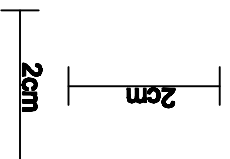


"Gurthalterung"



"Innenfach mit Gummiband"


Kontrollmaß:



# Vorder- und Hinterseite

Copyright by [www.dots-designs.de](http://www.dots-designs.de)

Fadenlauf



# Vorder- und Hinterseite


2

1

1

1

Copyright by [www.dots-designs.de](http://www.dots-designs.de)



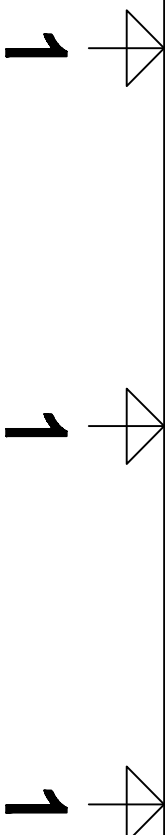
2

Fadenlauf

2

Kontrollmaß:  
2cm  
2cm

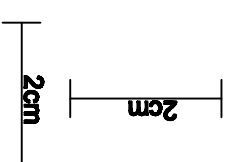
# Stoffbruch



# Vorder- und Hinterseite

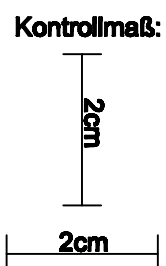
Copyright by [www.dots-designs.de](http://www.dots-designs.de)

Kontrollmaß:



# Stoffbruch

## Seitenteil



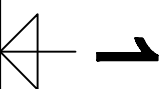
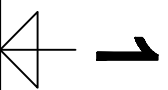
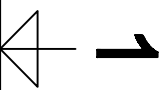
Kontrollmaß:

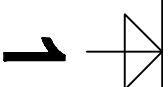
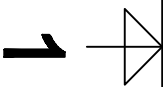
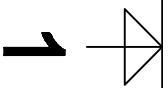
2cm

2cm

# Seitentaschen aussen mit Gummiband

Copyright by [www.dots-designs.de](http://www.dots-designs.de)





Kontrollmaß:



# Seitentaschen

## aussen mit Gummiband

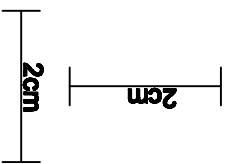
Copyright by [www.dots-designs.de](http://www.dots-designs.de)



# Boden

Copyright by [www.dots-designs.de](http://www.dots-designs.de)

Kontrollmaß:



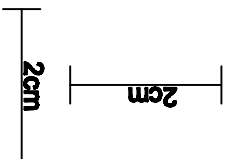
Fadenlauf

A horizontal line with a triangle at each end, pointing left and right, indicating the direction of the thread run.

Stoffbruch

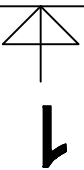


Kontrollmaß:



# Gurthalterung

Copyright by [www.dots-designs.de](http://www.dots-designs.de)



## Für den Reißverschluss

Copyright by [www.dots-designs.de](http://www.dots-designs.de)



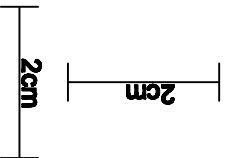
Kontrollmaß:

## Für den Reißverschluss

Copyright by [www.dots-designs.de](http://www.dots-designs.de)

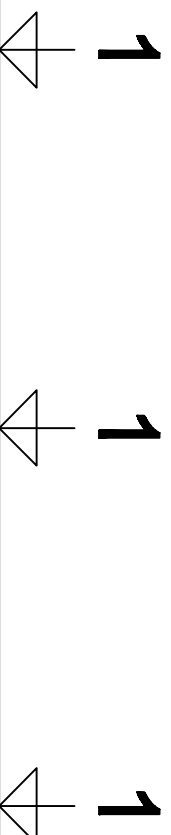


Kontrollmaß:



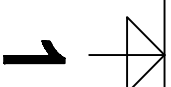
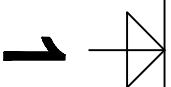
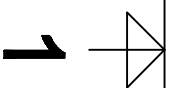
# Innenfach mit **Reißverschluss**

Copyright by [www.dots-designs.de](http://www.dots-designs.de)

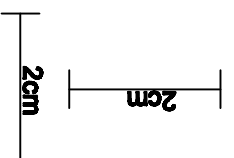


**Stoffbruch**

Fadenlauf



Kontrollmaß:



# Innenfach mit **Reißverschluss**

Copyright by [www.dots-designs.de](http://www.dots-designs.de)

**Stoffbruch**

# Taschenklappe

Kontrollmaß:

2cm

2cm

Copyright by [www.dots-designs.de](http://www.dots-designs.de)

1



1



1



1 1 1

# Taschenklappe

Copyright by [www.dots-designs.de](http://www.dots-designs.de)

Fadenlauf



Kontrollmaß:

2cm

2cm



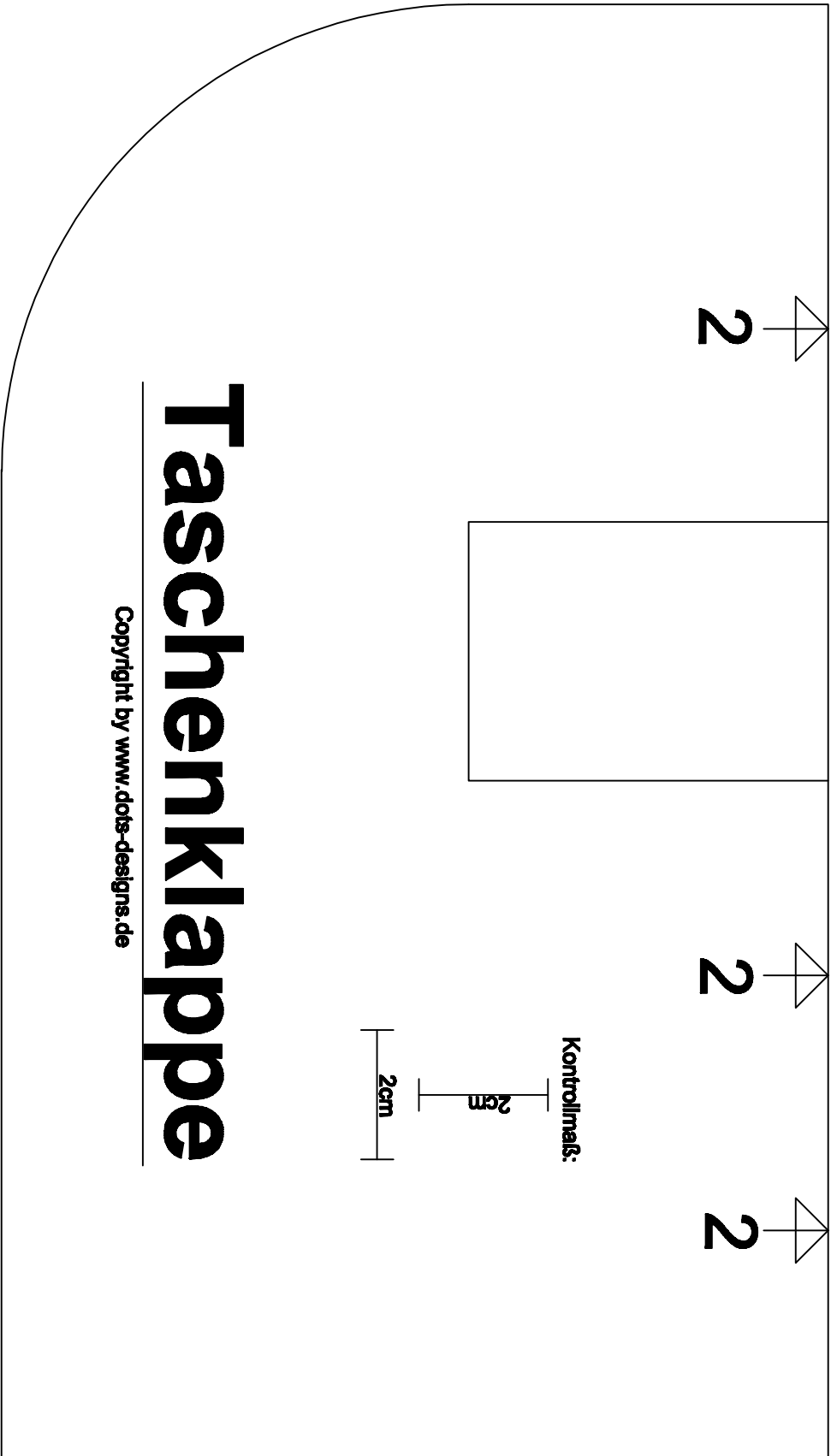
Stoffbruch

2



2

2



# Taschenklappe

Copyright by [www.dots-designs.de](http://www.dots-designs.de)

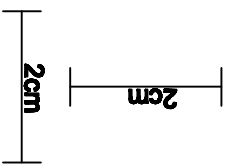
Kontrollmaß:

2cm

2cm

# Innenfach mit Gummiband

Kontrollmaß:

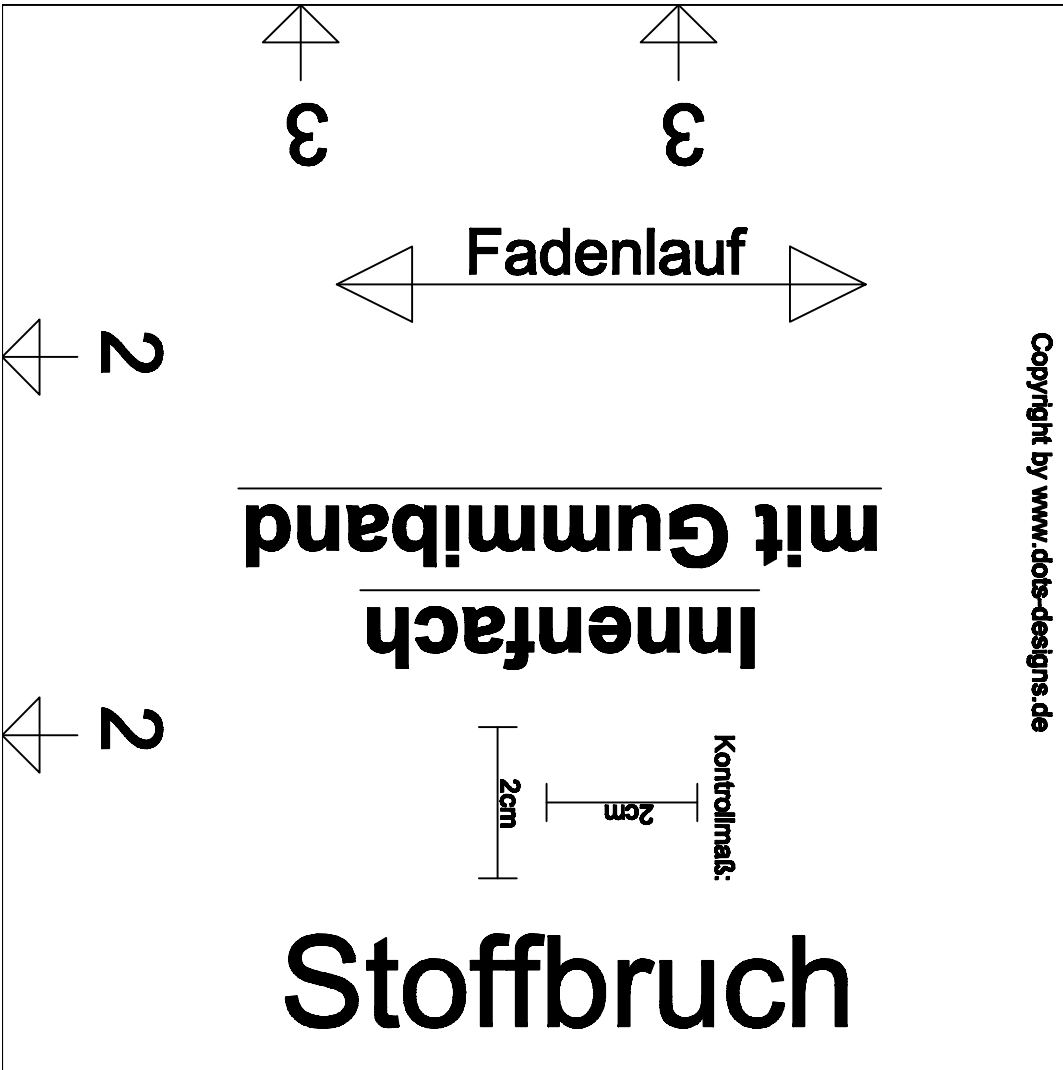


3

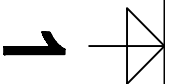
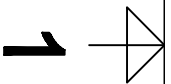
3

1

1



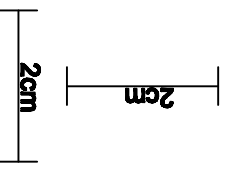




# Innenfach mit Gummiband



Kontrollmaß:



# Stoffbruch

**Innenfach**  
**mit Gummiband**

2

2

3

3

Kontrollmaß:

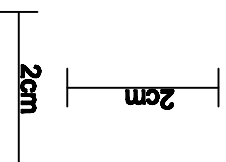
2cm

2cm

Copyright by [www.dots-designs.de](http://www.dots-designs.de)

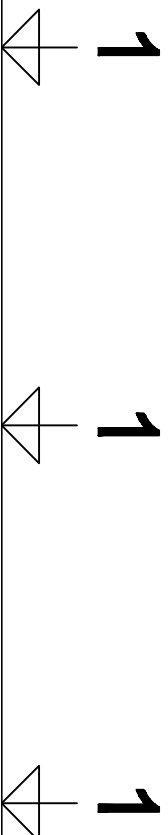
# Tasche aussen mit Reißverschluss

Kontrollmaß:

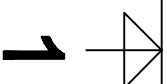
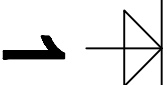
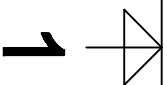


Fadenlauf

A horizontal double-headed arrow pointing left and right, indicating the direction of the thread path.



# Stoffbruch



Kontrollmaß:



Copyright by [www.dots-designs.de](http://www.dots-designs.de)

# Tasche aussen mit Reißverschluss

# Stoffbruch